



OPTIONS



Logo




Line




Data Matrix Code


TREATMENTS



Varnished



Stainless Steel




Galvanized



Plastic



Hardened Steel



Sandblasted



MARKATOR® Manfred Borries GmbH
Bunsenstraße 15
71642 Ludwigsburg
Germany

Phone: +49 (0) 7144 - 8575 - 0
Telefax: +49 (0) 7144 - 8575 - 600

info@markator.de
www.markator.de

Discover our mobil FlyMarker® mini series



- Attractive price-performance ratio
- 18V Lithium-Ion-Battery
- Various Marking areas



www.flymarker.ae



Electromagnetic Benchtop Marker
FlyMarker® **mini** 120/100 STATION

Version 2.0 | All information subject to correction. Images similar. Images may contain optional accessories.

Benefits at a glance

- Integrated controller (All-In-One)
- Attractive price-performance ratio
- High quality guide system for highest stability
- Pollution-protected electronics
- Drag chain guided electric cables
- Laser pointer for simulating the marking process
- Electromagnetic pin drive

Capacitive touchscreen

Mark permanently and forgery-proof

- Visible marking even after subsequent surface treatment.
- Nearly all materials can be marked – from plastics up to hardened steel (63HRC).
- Adjustable impact strength for different materials.

Rocker arm for quick component change

Fast and smooth navigation

- Latest processor generation.
- Clear and intuitive software.
- Numerous language versions available by default.
- Practical preview function.
- Helpful tagging variables such as time, date or auto numbering are already included.


Switchable LED lighting

Core technology

- High marking quality thanks to stable, durable mechanics.
- Double guided linear guides in X and Y direction for distortion-free, multi-line markings without loss of quality.
- High quality guide system for highest stability.



Available without touchscreen
Input via USB keyboard



Type-plate with fix stop limit bars (optional)



Column frame with handwheel (optional)

TECHNICAL SPECIFICATIONS

Marking area (x/y)
120 x 100 mm

Available character heights
1,0 to 99,9 mm

Fonts
Medium spaced lettering similar to DIN 1451
in single dot characters (size 5 x 7 or 9 x 13)

Drive of the marking pin
Electromagnetic

Available characters
Numbers 0 - 9, capital letters / small letters A - Z; a - z
various punctuation marks. , / etc.

Interface
4x USB-A, 1x Ethernet

Height tolerance compensation
Up to max. 5 mm (constant marking depth also on
uneven surfaces)

Marking force
30 possible force settings

Delivery

- FlyMarker® mini 120/100 STATION
- Power supply
- Gauge assist for needle
- Operating manual